

Workforce Availability

Emsi Q4 2021 Data Set

November 2021

500 Huebner Road, Room 108
Fort Riley, Kansas 66442
855-785-3472

Parameters

Occupations:

Code	Description
15-1244	Network and Computer Systems Administrators

Regions:

Code	Description	Code	Description
20149	Pottawatomie County, KS	20161	Riley County, KS

Datarun: 2021.4 - QCEW Employees



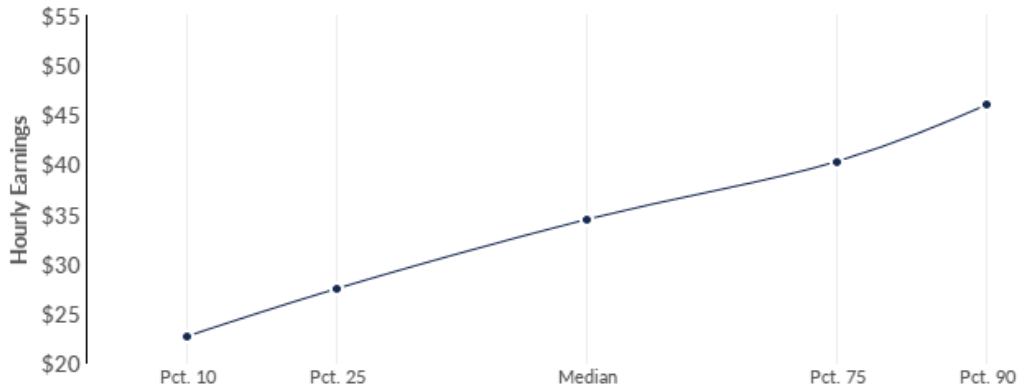
Executive Summary

<p style="text-align: center;">101 Jobs</p> <p>Jobs decreased by 23 over the last 5 years. Projected to increase by 4 over the next 5 years.</p>	<p style="text-align: center;">1.19 Concentration</p> <p>Regional job concentration per capita is 1.19 times the national job concentration.</p>	<p style="text-align: center;">\$34.47/hr Median Earnings</p> <p>Regional median earnings are \$6.30/hr below the national median earnings of \$40.77/hr.</p>	<p style="text-align: center;">201 Educational Completions</p> <p>Related educational completions are produced by 2 institutions in the region.</p>
---	--	---	---

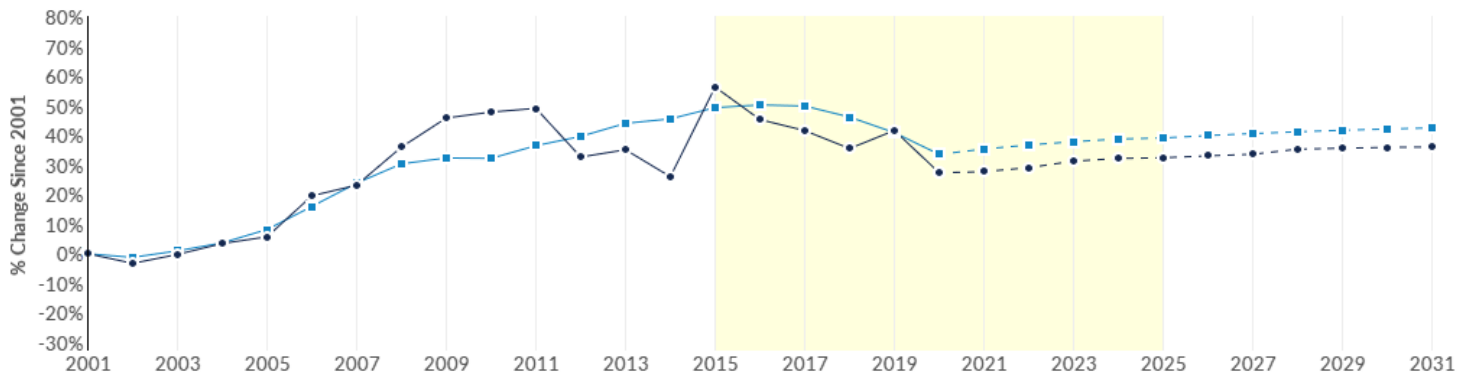
- Network and Computer Systems Administrators decreased by 23 from 2015-2020 (-18.5%), less than the national growth rate of -10.6%. The occupation is projected to increase by 4 from 2020-2025 (4.0%), less than the national projected growth rate of 4.1%.
- Regional job concentration per capita for Network and Computer Systems Administrators is 1.19 times the national job concentration. In other words, there are 19% more Network and Computer Systems Administrators in this region than we would expect to find in the average region.
- Cost of labor in the region is below median. The median earnings for Network and Computer Systems Administrators in the region is \$34.47/hr, which is \$6.30/hr below the national median of \$40.77/hr.

Earnings

\$34.24/hr Average Earnings	\$27.48/hr 25th Percentile Earnings	\$34.47/hr Median Earnings	\$40.30/hr 75th Percentile Earnings
--------------------------------	--	-------------------------------	--



Regional Trends



Region	2015 Jobs	2020 Jobs	2025 Jobs	Change	2015-2020 Growth %	2020-2025 Growth %
● 2 Kansas Counties	124	101	105	-19	-18.5%	4.0%
■ Nation	371,611	332,401	346,112	25,499	-10.6%	4.1%

Job Growth by County

County	County Name	2015 Jobs	2020 Jobs	2015-2020 % Change	Avg. Hourly Earnings
20161	Riley County, KS	93	85	-9%	\$33.89/hr
20149	Pottawatomie County, KS	31	16	-48%	\$36.09/hr

Occupation Gender Breakdown



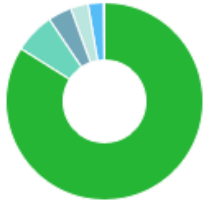
Gender	2020 Jobs	2020 Percent
Males	82	81.3%
Females	19	18.7%

Occupation Age Breakdown



Age	2020 Jobs	2020 Percent
14-18	0	0.5%
19-24	10	9.6%
25-34	28	27.6%
35-44	33	32.7%
45-54	19	18.8%
55-64	9	8.9%
65+	2	1.9%

Occupation Race/Ethnicity Breakdown



Race/Ethnicity	2020 Jobs	2020 Percent
White	85	83.9%
Asian	7	6.6%
Hispanic or Latino	4	3.9%
Two or More Races	3	2.9%
Black or African American	3	2.5%
American Indian or Alaska Native	0	0.1%
Native Hawaiian or Other Pacific Islander	0	0.1%

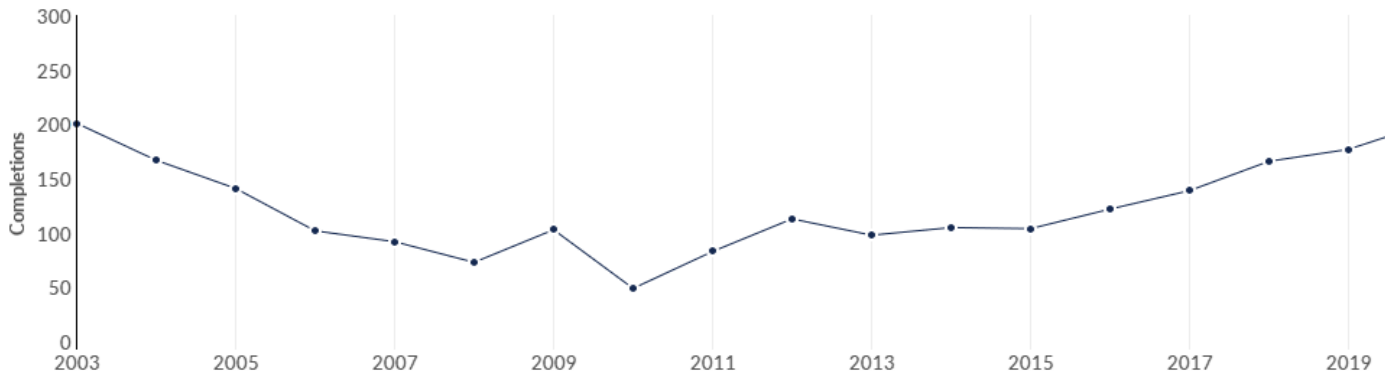
Educational Completions

4
Programs (2020)

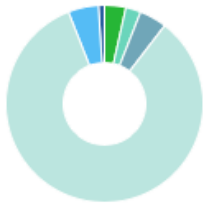
201
Completions (2020)

CIP Code	Program	Completions (2016)	Completions (2017)	Completions (2018)	Completions (2019)	Completions (2020)
11.0101	Computer and Information Sciences, General	56	91	106	114	131
52.1201	Management Information Systems, General	33	38	48	44	49
11.1001	Network and System Administration/Administrator	33	10	12	10	14
15.0613	Manufacturing Engineering Technology/Technician	0	0	0	9	7

Completions Trend



Regional Completions by Award Level



Award Level	Completions (2020)	Percent
Award of less than 1 academic year	7	3.5%
Award of at least 1 but less than 2 academic years	5	2.5%
Associate's Degree	9	4.5%
Bachelor's Degree	168	83.6%
Master's Degree	10	5.0%
Doctor's Degree	2	1.0%
Award of at least 2 but less than 4 academic years	0	0.0%
Postbaccalaureate certificate	0	0.0%
Post-masters certificate	0	0.0%

Regional Completions by Institution

Institution	Certificates (2020)	Degrees (2020)	Total Completions (2020)
Kansas State University	7	180	187
Manhattan Area Technical College	5	9	14

Appendix A

Network and Computer Systems Administrators in 2 Kansas Counties

Network and Computer Systems Administrators (SOC 15-1244):

Install, configure, and maintain an organizations local area network (LAN), wide area network (WAN), data communications network, operating systems, and physical and virtual servers. Perform system monitoring and verify the integrity and availability of hardware, network, and server resources and systems. Review system and application logs and verify completion of scheduled jobs, including system backups. Analyze network and server resource consumption and control user access. Install and upgrade software and maintain software licenses. May assist in network modeling, analysis, planning, and coordination between network and data communications hardware and software. Excludes Information Security Analysts (15-1212), Computer Network Support Specialists (15-1231), and Computer User Support Specialists (15-1232).

Sample of Reported Job Titles:

- Server Administrator
- Network Manager
- Wide Area Network Administrator (WAN Administrator)
- Systems Administrator
- Network Coordinator
- Network Administrator
- Local Area Network Administrator (LAN Administrator)
- IT Systems Administrator (Information Technology Systems Administrator)
- Telecommunications Analyst
- Technical Support Specialist

Related O*NET Occupation:

Network and Computer Systems Administrators (15-1142.00)

Appendix B - Data Sources and Calculations

Institution Data

The institution data in this report is taken directly from the national IPEDS database published by the U.S. Department of Education's National Center for Education Statistics.

Location Quotient

Location quotient (LQ) is a way of quantifying how concentrated a particular industry, cluster, occupation, or demographic group is in a region as compared to the nation. It can reveal what makes a particular region unique in comparison to the national average.

Occupation Data

Emsi occupation employment data are based on final Emsi industry data and final Emsi staffing patterns. Wage estimates are based on Occupational Employment Statistics (QCEW and Non-QCEW Employees classes of worker) and the American Community Survey (Self-Employed and Extended Proprietors). Occupational wage estimates are also affected by county-level Emsi earnings by industry.

State Data Sources

This report uses state data from the following agencies: Kansas Department of Labor