

Workforce Availability

Emsi Q4 2021 Data Set

November 2021

500 Huebner Road, Room 108
Fort Riley, Kansas 66442
855-785-3472

Parameters

Occupations:

Code	Description
51-2028	Electrical, Electronic, and Electromechanical Assemblers, Except Coil Winders, Tapers, and Finishers

Regions:

Code	Description	Code	Description
20149	Pottawatomie County, KS	20161	Riley County, KS

Datarun: 2021.4 - QCEW Employees



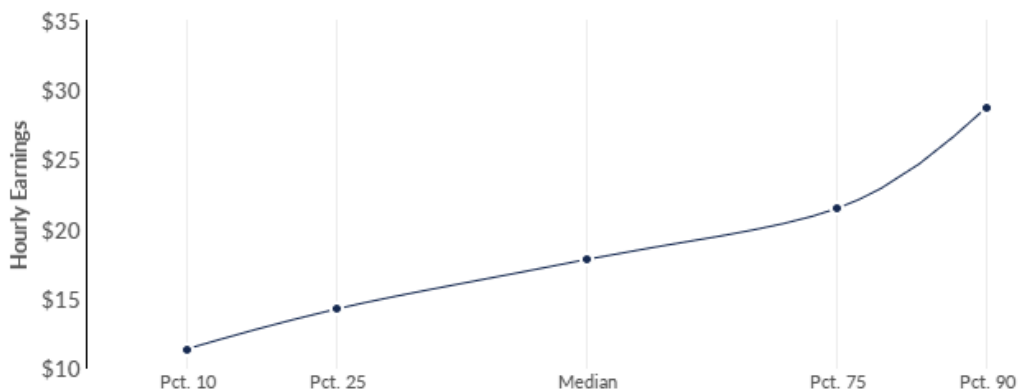
Executive Summary

<p style="text-align: center;">81 Jobs</p> <p>Jobs decreased by 6 over the last 5 years. Projected to decrease by 7 over the next 5 years.</p>	<p style="text-align: center;">1.10 Concentration</p> <p>Regional job concentration per capita is 1.10 times the national job concentration.</p>	<p style="text-align: center;">\$17.81/hr Median Earnings</p> <p>Regional median earnings are \$0.32/hr above the national median earnings of \$17.49/hr.</p>	<p style="text-align: center;">0 Educational Completions</p>
---	--	---	---

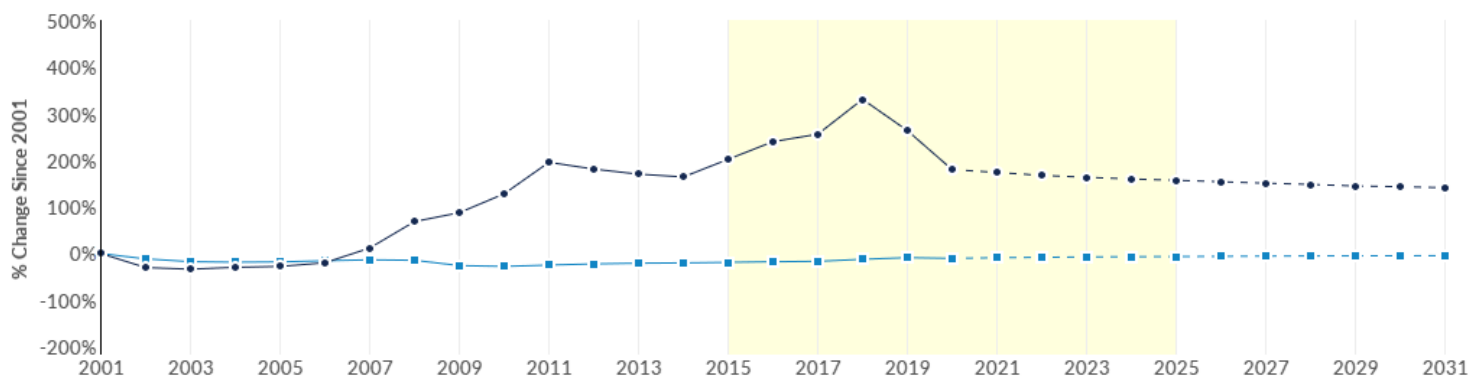
- Electrical, Electronic, and Electromechanical Assemblers, Except Coil Winders, Tapers, and Finishers decreased by 6 from 2015-2020 (-7.4%), less than the national growth rate of 10.6%. The occupation is projected to decrease by 7 from 2020-2025 (-8.2%), less than the national projected growth rate of 4.2%.
- Regional job concentration per capita for Electrical, Electronic, and Electromechanical Assemblers, Except Coil Winders, Tapers, and Finishers is 1.10 times the national job concentration. In other words, there are 10% more Electrical, Electronic, and Electromechanical Assemblers, Except Coil Winders, Tapers, and Finishers in this region than we would expect to find in the average region.
- Cost of labor in the region is above median. The median earnings for Electrical, Electronic, and Electromechanical Assemblers, Except Coil Winders, Tapers, and Finishers in the region is \$17.81/hr, which is \$0.32/hr above the national median of \$17.49/hr.

Earnings

\$18.74/hr Average Earnings	\$14.24/hr 25th Percentile Earnings	\$17.81/hr Median Earnings	\$21.48/hr 75th Percentile Earnings
--------------------------------	--	-------------------------------	--



Regional Trends



Region	2015 Jobs	2020 Jobs	2025 Jobs	Change	2015-2020 Growth %	2020-2025 Growth %
● 2 Kansas Counties	88	81	75	-13	-8.0%	-7.4%
■ Nation	261,039	288,617	300,740	39,701	10.6%	4.2%

Job Growth by County

County	County Name	2015 Jobs	2020 Jobs	2015-2020 % Change	Avg. Hourly Earnings
20149	Pottawatomie County, KS	49	52	6%	\$18.67/hr
20161	Riley County, KS	39	30	-23%	\$18.87/hr

Occupation Gender Breakdown



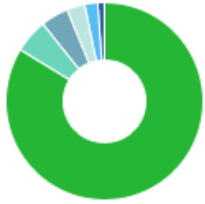
Gender	2020 Jobs	2020 Percent
Males	55	67.7%
Females	26	32.3%

Occupation Age Breakdown



Age	2020 Jobs	2020 Percent
14-18	1	0.9%
19-24	10	12.2%
25-34	16	19.7%
35-44	21	26.3%
45-54	14	17.2%
55-64	17	20.4%
65+	3	3.3%

Occupation Race/Ethnicity Breakdown



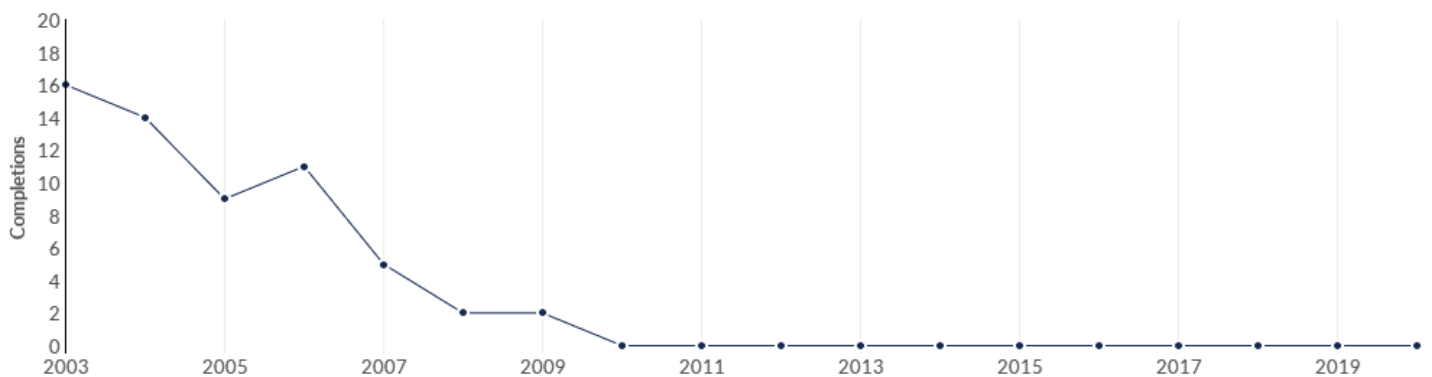
Race/Ethnicity	2020 Jobs	2020 Percent
White	68	83.7%
Black or African American	5	5.5%
Hispanic or Latino	4	4.5%
Asian	2	3.0%
American Indian or Alaska Native	2	2.1%
Two or More Races	1	1.1%
Native Hawaiian or Other Pacific Islander	0	0.0%

Educational Completions

0
Programs (2020)

0
Completions (2020)

Completions Trend



Regional Completions by Award Level

Not enough data for this chart.

Regional Completions by Institution

Institution	Certificates (2020)	Degrees (2020)	Total Completions (2020)
Kansas State University	0	0	0

Appendix A

Electrical, Electronic, and Electromechanical Assemblers, Except Coil Winders, Tapers, and Finishers in 2 Kansas Counties

Electrical, Electronic, and Electromechanical Assemblers, Except Coil Winders, Tapers, and Finishers (SOC 51-2028):

Assemble or modify electrical or electronic equipment, such as computers, test equipment telemetering systems, electric motors, and batteries. Assemble or modify electromechanical equipment or devices, such as servomechanisms, gyros, dynamometers, magnetic drums, tape drives, brakes, control linkage, actuators, and appliances.

Sample of Reported Job Titles:

- Electrical Assembler
- Transformer Assembler
- Electronics Assembler
- Assembler
- Manufacturing Assembler
- Mechanical Assembler
- Electromechanical Technician
- Electromechanical Equipment Assembler
- Electromechanical Assembler
- Electrical Machine Builder

Related O*NET Occupations:

- Electrical and Electronic Equipment Assemblers (51-2022.00)
- Electromechanical Equipment Assemblers (51-2023.00)

Appendix B - Data Sources and Calculations

Institution Data

The institution data in this report is taken directly from the national IPEDS database published by the U.S. Department of Education's National Center for Education Statistics.

Location Quotient

Location quotient (LQ) is a way of quantifying how concentrated a particular industry, cluster, occupation, or demographic group is in a region as compared to the nation. It can reveal what makes a particular region unique in comparison to the national average.

Occupation Data

Emsi occupation employment data are based on final Emsi industry data and final Emsi staffing patterns. Wage estimates are based on Occupational Employment Statistics (QCEW and Non-QCEW Employees classes of worker) and the American Community Survey (Self-Employed and Extended Proprietors). Occupational wage estimates are also affected by county-level Emsi earnings by industry.

State Data Sources

This report uses state data from the following agencies: Kansas Department of Labor