

# Workforce Availability

Emsi Q4 2021 Data Set

November 2021

500 Huebner Road, Room 108  
Fort Riley, Kansas 66442  
855-785-3472

# Parameters

## Occupations:

Code	Description
51-4121	Welders, Cutters, Solderers, and Brazers

## Regions:

Code	Description	Code	Description
20149	Pottawatomie County, KS	20161	Riley County, KS

Datarun: 2021.4 - QCEW Employees



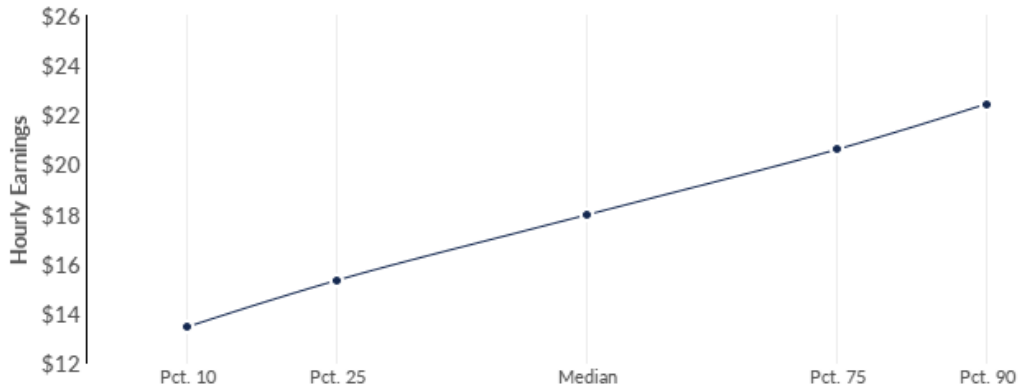
## Executive Summary

<p style="text-align: center;"><b>330</b> Jobs</p> <p>Jobs <b>increased by 151</b> over the last 5 years. Projected to <b>decrease by 1</b> over the next 5 years.</p>	<p style="text-align: center;"><b>3.30</b> Concentration</p> <p>Regional job concentration per capita is <b>3.30 times</b> the national job concentration.</p>	<p style="text-align: center;"><b>\$17.97/hr</b> Median Earnings</p> <p>Regional median earnings are <b>\$3.28/hr below</b> the national median earnings of \$21.25/hr.</p>	<p style="text-align: center;"><b>58</b> Educational Completions</p> <p>Related educational completions are produced by <b>1 institution</b> in the region.</p>
--	--	---	---

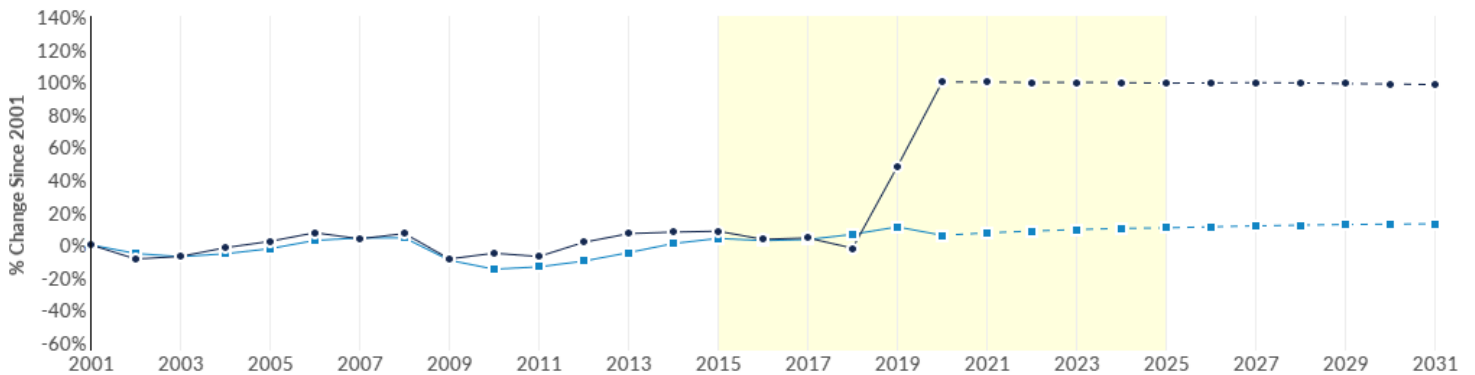
- Welders, Cutters, Solderers, and Brazers increased by 151 from 2015-2020 (84.4%), outpacing the national growth rate of 1.8%. The occupation is projected to decrease by 1 from 2020-2025 (-0.3%), less than the national projected growth rate of 4.3%.
- Regional job concentration per capita for Welders, Cutters, Solderers, and Brazers is 3.30 times the national job concentration. In other words, there are 230% more Welders, Cutters, Solderers, and Brazers in this region than we would expect to find in the average region.
- Cost of labor in the region is below median. The median earnings for Welders, Cutters, Solderers, and Brazers in the region is \$17.97/hr, which is \$3.28/hr below the national median of \$21.25/hr.

# Earnings

\$17.85/hr Average Earnings	\$15.33/hr 25th Percentile Earnings	\$17.97/hr Median Earnings	\$20.60/hr 75th Percentile Earnings
--------------------------------	--	-------------------------------	--



# Regional Trends



Region	2015 Jobs	2020 Jobs	2025 Jobs	Change	2015-2020 Growth %	2020-2025 Growth %
● 2 Kansas Counties	179	330	329	150	84.4%	-0.3%
■ Nation	380,918	387,912	404,579	23,661	1.8%	4.3%

## Job Growth by County

County	County Name	2015 Jobs	2020 Jobs	2015-2020 % Change	Avg. Hourly Earnings
20161	Riley County, KS	99	146	47%	\$18.17/hr
20149	Pottawatomie County, KS	80	184	130%	\$17.60/hr

## Occupation Gender Breakdown



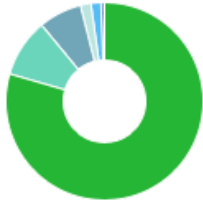
Gender	2020 Jobs	2020 Percent
Males	307	93.2%
Females	22	6.8%

## Occupation Age Breakdown



Age	2020 Jobs	2020 Percent
14-18	2	0.7%
19-24	51	15.4%
25-34	96	29.0%
35-44	78	23.7%
45-54	48	14.6%
55-64	48	14.5%
65+	7	2.1%

# Occupation Race/Ethnicity Breakdown



Race/Ethnicity	2020 Jobs	2020 Percent
White	262	79.5%
Hispanic or Latino	31	9.5%
Black or African American	23	7.1%
Two or More Races	6	1.7%
American Indian or Alaska Native	5	1.6%
Asian	2	0.5%
Native Hawaiian or Other Pacific Islander	0	0.1%

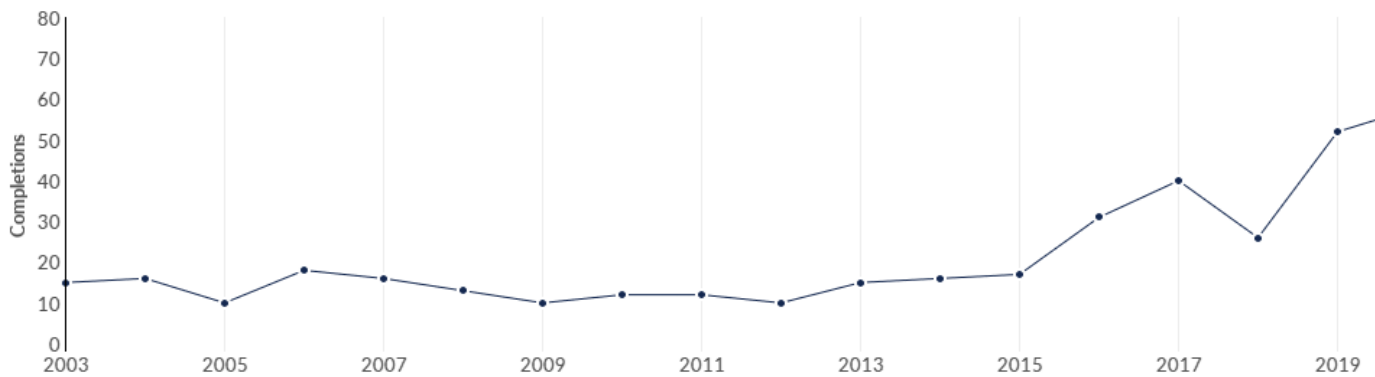
## Educational Completions

1  
Programs (2020)

58  
Completions (2020)

CIP Code	Program	Completions (2016)	Completions (2017)	Completions (2018)	Completions (2019)	Completions (2020)
48.0508	Welding Technology/Welder	31	40	26	52	58

## Completions Trend



## Regional Completions by Award Level



Award Level	Completions (2020)	Percent
● Award of less than 1 academic year	31	53.4%
● Award of at least 1 but less than 2 academic years	22	37.9%
● Associate's Degree	5	8.6%
Award of at least 2 but less than 4 academic years	0	0.0%
Bachelor's Degree	0	0.0%
Postbaccalaureate certificate	0	0.0%
Master's Degree	0	0.0%
Post-masters certificate	0	0.0%
Doctor's Degree	0	0.0%

## Regional Completions by Institution

Institution	Certificates (2020)	Degrees (2020)	Total Completions (2020)
Manhattan Area Technical College	53	5	58

# Appendix A

## Welders, Cutters, Solderers, and Brazers in 2 Kansas Counties

### Welders, Cutters, Solderers, and Brazers (SOC 51-4121):

Use hand-welding, flame-cutting, hand-soldering, or brazing equipment to weld or join metal components or to fill holes, indentations, or seams of fabricated metal products.

### Sample of Reported Job Titles:

- Aluminum Welder
- Production Welder
- Maintenance Welder
- Welder Fabricator
- Welder
- Solderer
- Brazer
- Wirer
- Refrigeration Specialist
- Refrigeration Brazer/Solderer

### Related O\*NET Occupations:

- Welders, Cutters, and Welder Fitters (51-4121.06)
- Solderers and Brazers (51-4121.07)



# Appendix B - Data Sources and Calculations

## Institution Data

The institution data in this report is taken directly from the national IPEDS database published by the U.S. Department of Education's National Center for Education Statistics.

## Location Quotient

Location quotient (LQ) is a way of quantifying how concentrated a particular industry, cluster, occupation, or demographic group is in a region as compared to the nation. It can reveal what makes a particular region unique in comparison to the national average.

## Occupation Data

Emsi occupation employment data are based on final Emsi industry data and final Emsi staffing patterns. Wage estimates are based on Occupational Employment Statistics (QCEW and Non-QCEW Employees classes of worker) and the American Community Survey (Self-Employed and Extended Proprietors). Occupational wage estimates are also affected by county-level Emsi earnings by industry.

## State Data Sources

This report uses state data from the following agencies: Kansas Department of Labor